



**DOWNLIGHT ÂNGULO REDUZIDO**  
LED SMD


CRI >90   LED SMD   IP20   220-240V

**Características**

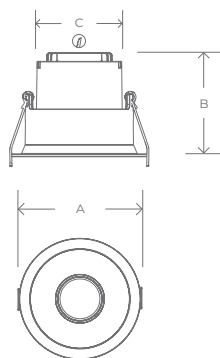
<b>Potência</b>	6W
<b>Lumens</b>	400lm
<b>Ângulo</b>	30°
<b>Material</b>	PC

**Referências**

<b>Ref. 28506</b>	2700K
<b>Ref. 28513</b>	4000K



**Desenho Técnico**



A: Ø87 B: 67 C: Ø75

Medidas: mm

**ADVANCE**  
GRUPO RUAN&RUAN


Lighting & Electrical  
Distributors

**ADVANS**



**Tlf.:** +351 252 615 273  
**E-mail:** geral@gruporr.pt  
**Web:** www.advance-rr.com  
**Morada:** Rua A, Lote 7 - Árvore  
4480-619 ViladoConde-Portugal

DOWNLOAD  
TABELA DE PREÇOS



**TINO**

DOWNLIGHTS



CRI >90 LED SMD IP20 220-240V

**Características**

<b>Potência</b>	6W
<b>Lumens</b>	520lm
<b>Ângulo</b>	30°
<b>Material</b>	PC

**Referências**

<b>Ref. 28469</b>	2700K
<b>Ref. 28476</b>	4000K

CRI >90 LED SMD IP20 220-240V

**Características**

<b>Potência</b>	6W
<b>Lumens</b>	520lm
<b>Ângulo</b>	30°
<b>Material</b>	PC

**Referências**

<b>Ref. 28445</b>	2700K
<b>Ref. 28452</b>	4000K


CRI >90 LED SMD IP20 220-240V

**Características**

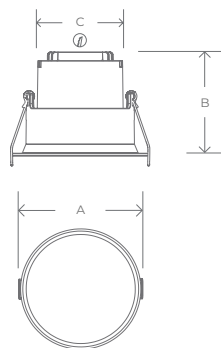
<b>Potência</b>	6W
<b>Lumens</b>	450lm
<b>Ângulo</b>	30°
<b>Material</b>	PC

**Referências**

<b>Ref. 28483</b>	2700K
<b>Ref. 28490</b>	4000K




**Desenho Técnico**

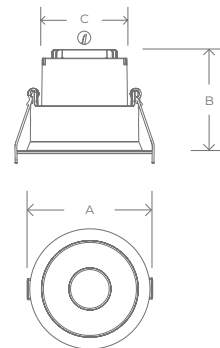


A: Ø92 B: 58 C: Ø75

Medidas: mm



**Desenho Técnico**

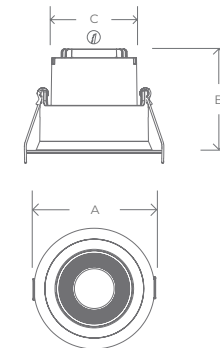


A: Ø89 B: 52 C: Ø75

Medidas: mm



**Desenho Técnico**



A: Ø87 B: 67 C: Ø75

Medidas: mm